

# Overview - Public Entities Quarterly Reporting

Approved receipts

22.3

63.6%

Approved spending

22.7

60.4%

Surplus/(deficit)

-0.4

- ☐ R billion
- ☒ R million
- ☐ R thousand

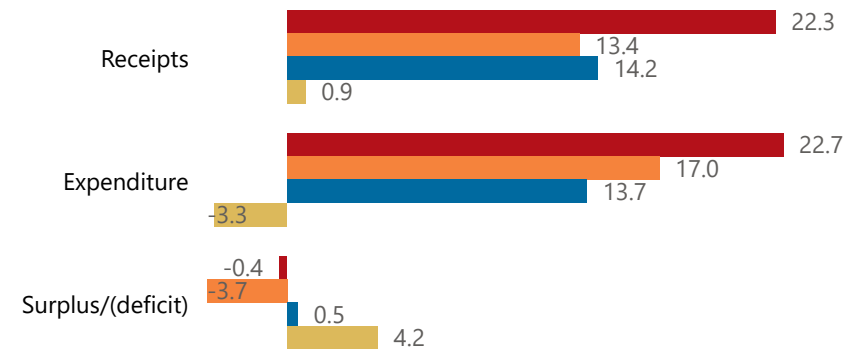


**national treasury**


Department:  
National Treasury  
REPUBLIC OF SOUTH AFRICA

## Consolidation

● Approved ● Forecast ● YTD ● Variance



## Composition of receipts



## Composition of spending



## Functional grouping



## Quarter

3

## Cluster

Education and related

## Department

Sport, Arts and Culture

## Entity

Luthuli Museum

## Spending by PFMA schedule

3A

13.7

# Public Entities Receipts

Approved sales of G&S

(Blank) (Blank)

Approved transfers

17.8 75.0%



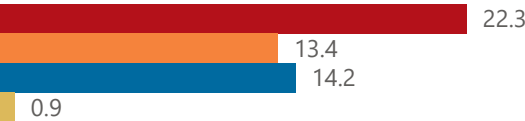
national treasury

Department:  
National Treasury  
REPUBLIC OF SOUTH AFRICA

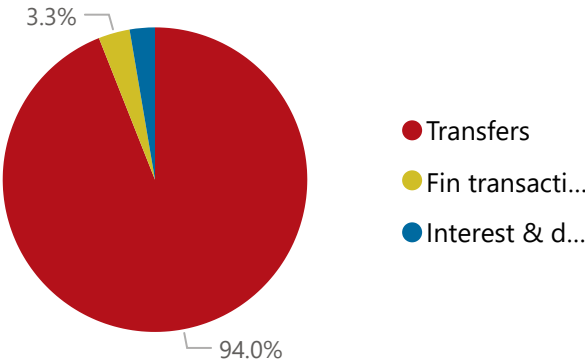
- ☐ R billion
- ☒ R million
- ☐ R thousand

## Actual vs Forecast

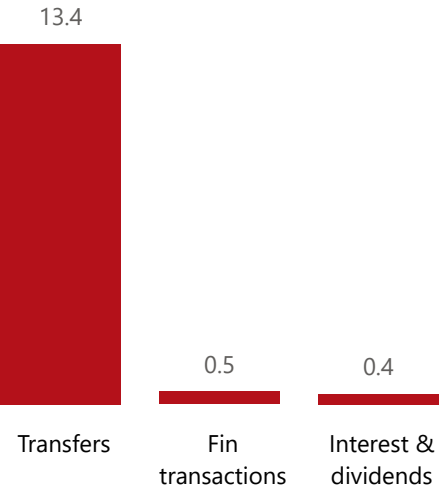
● Approved ● Forecast ● YTD ● Variance



## Composition of receipts



## Top receipts items



## Quarter

3

## Cluster

Education and related

## Department

Sport, Arts and Culture

## Entity

Luthuli Museum

## Top 5 Transfers



## Receipts

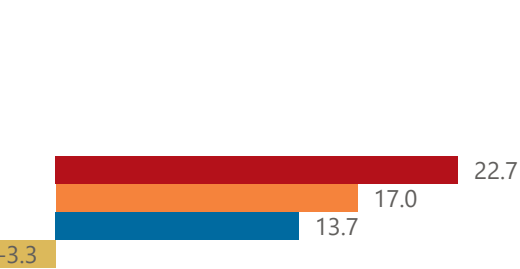
Level 3	Approved	YTD	% YTD
⊕ Transfers	17.8	13.4	94.0%
⊕ Fin transactions	4.5	0.5	3.3%
⊕ Interest & dividends		0.4	2.7%
Total	22.3	14.2	100.0%

# Public Entities Spending

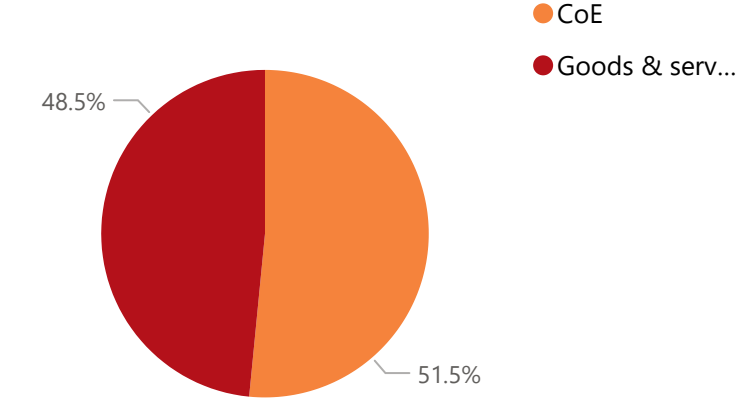
Approved CoE	Approved G&S	Approved transfers
11.760.3%	11.060.5%	(Blank)(Blank)

## Actual vs Forecast

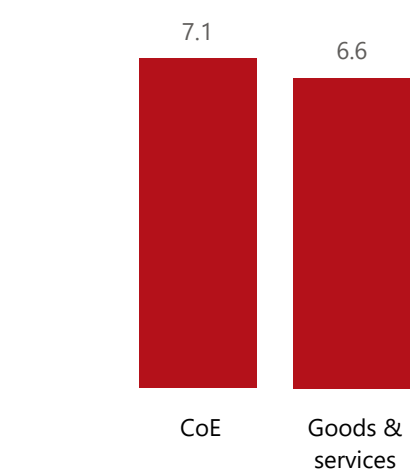
● Approved ● Forecast ● YTD ● Variance



## Composition of spending



## Top spending items



## Capital assets

## Spending

Level 3	Approved	YTD	% YTD
⊕ CoE	11.7	7.1	51.5%
⊕ Goods & services	11.0	6.6	48.5%
Total	22.7	13.7	100.0%

- R billion
- R million
- R thousand



national treasury  
Department:  
National Treasury  
REPUBLIC OF SOUTH AFRICA

## Quarter

3

## Cluster

Education and related

## Department

Sport, Arts and Culture

## Entity

Luthuli Museum